

Signify Classified - Internal
Cooper Lighting Solutions Photometric Lab
1121 Highway 74 South
Peachtree City, GA 30269



Scaled data based on original data using
LM-79-08 Approved Method: Electrical and Photometric Measurements of Solid-
State Lighting Products

Test Report Prepared for
Cooper Lighting Solutions
(formerly Eaton)

Brand: INVUE

Report Number: P868348

Luminaire Tested: **EMM2-HTN-SA1B-727-U-T1**

Issue Date: 08/22/2024



Test Information

Test Method: LM-79-08
Report Number: P868348
Test Lab: INNOVATION CENTER(G3)
Issue Date: 08/22/2024
Manufacturer: COOPER LIGHTING SOLUTIONS (FORMERLY EATON)
Product Line: INVUE
Catalog Number: EMM2-HTN-SA1B-727-U-T1
Description: EPIC MODERN TALL HOUSING DISCRETE LED ARRAYS 60W 70CRI 2700K
FIXTURE w/ TYPE 1 DISTRIBUTION OPTIC
Light Source: (10) 2700K CCT, 70 CRI LEDS
Ballast/Driver: ELECTRONIC DRIVER

Summary

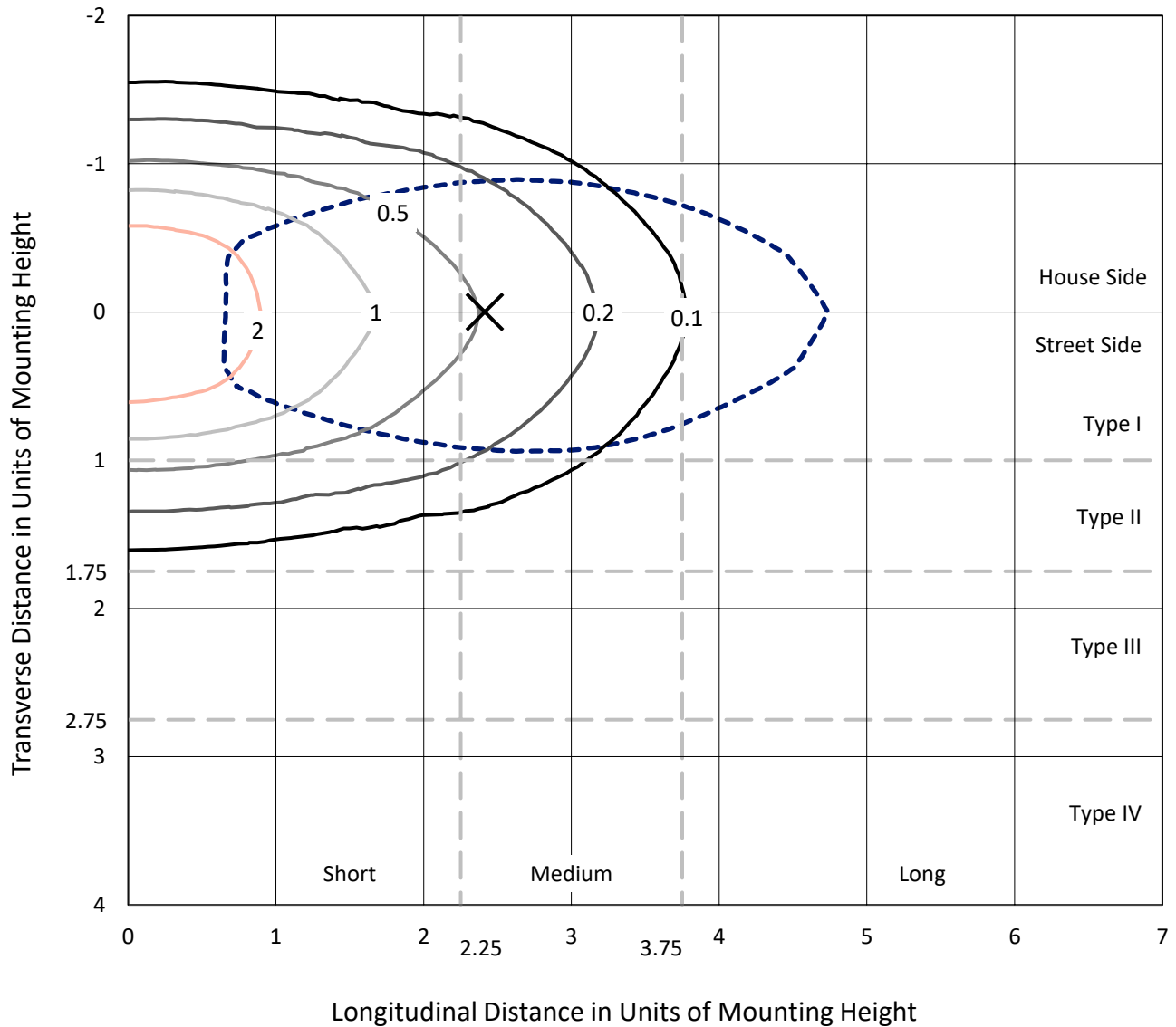
Lumens per Lamp: N/A
Luminaire Lumens: 5995.6 lumens
Efficiency: N/A
Efficacy: 136.3 lumens/watt
Luminous Opening: Rectangular (W 0.33' x L: 0.33' x H: 0')
IES Classification: Type I - Short
BUG Rating: B2 - U0 - G2

Input Watts (W): 44
Input Voltage (V): 120
Input Current (A_{in}): NR
Voltage Rise (V): NR
Power Factor: 0.99
Total Harmonic Distortion (THDi): 6.91%
Frequency (hertz): 60
Stabilization Time: NR
Operation Time: NR
Ambient Temperature (°C): NR
Test Distance: 24 FT

REPORT NUMBER: P868348
 CATALOG NUMBER: EMM2-HTN-SA1B-727-U-T1

Iso-Footcandle Lines of Horizontal Illumination

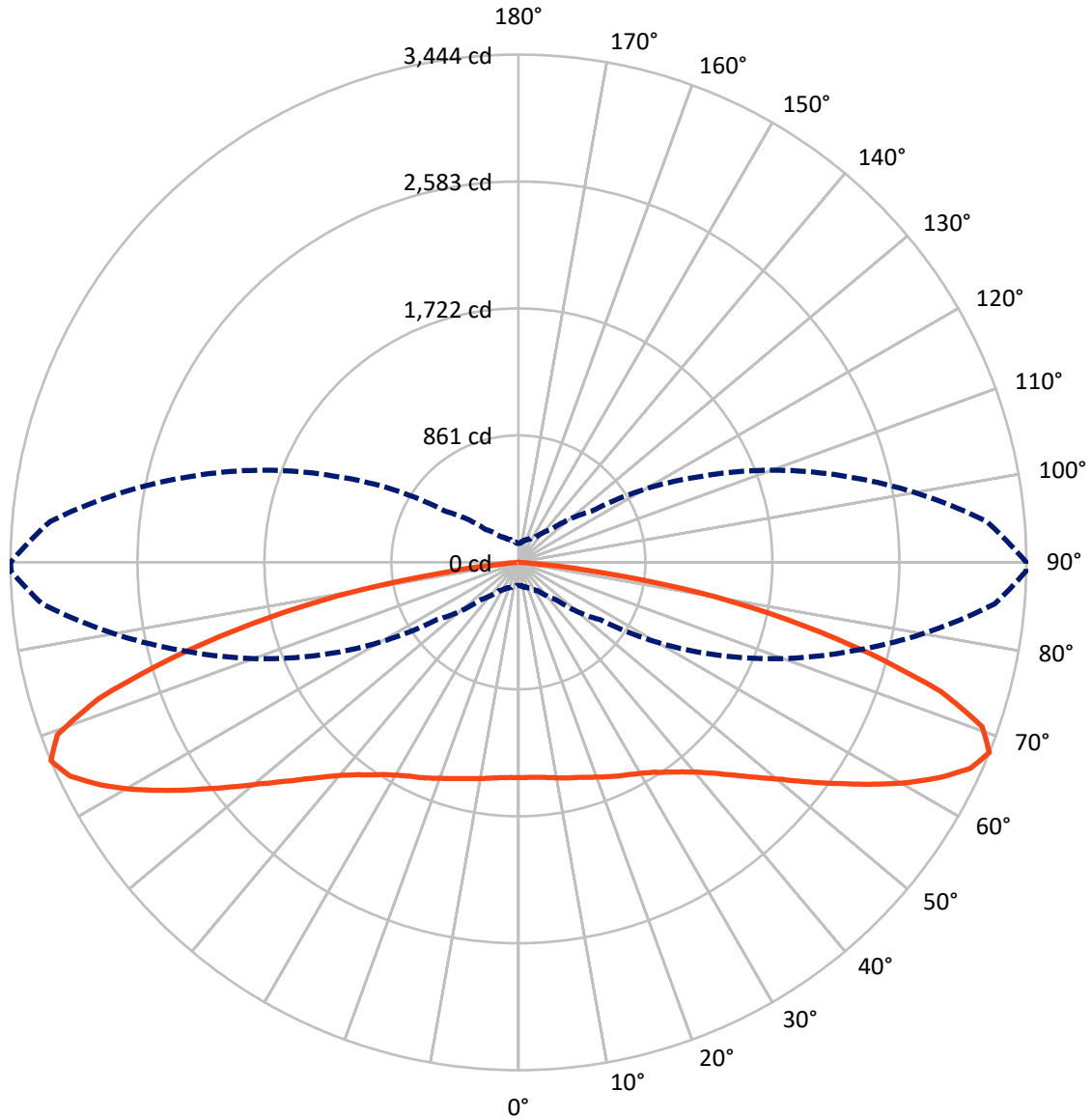
✕ Max cd
 - - - 1/2 Max cd



Based on 20 foot mounting height. Maximum calculated value = 3.7 fc
 Type I - Short - N/A

REPORT NUMBER: P868348
CATALOG NUMBER: EMM2-HTN-SA1B-727-U-T1

Luminous Intensity Polar Plot



— Vertical Plane Through 90-Deg Lateral - - - Horizontal Cone Through 67.5-Deg Vertical

REPORT NUMBER: P868348
 CATALOG NUMBER: EMM2-HTN-SA1B-727-U-T1

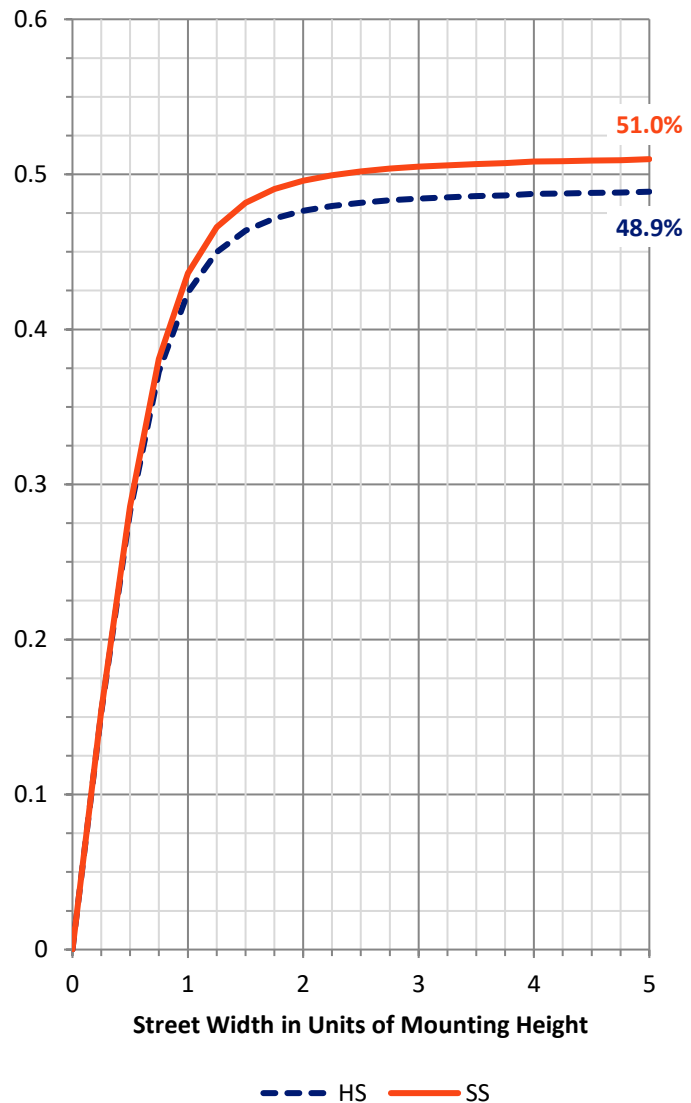
FLUX DISTRIBUTION:

		Downward	Upward	Total
House Side	Lumens	2944.5	0.0	2944.5
	% Fixture	49.1	0.0	49.1
Street Side	Lumens	3051.0	0.0	3051.0
	% Fixture	50.9	0.0	50.9
Total	Lumens	5995.6	0.0	5995.6
	% Fixture	100.0	0.0	100.0

Coefficient of Utilization

ZONAL LUMENS:

Zone	Lumens	% Fixture
0°-10°	140.0	2.3
10°-20°	420.7	7.0
20°-30°	696.3	11.6
30°-40°	923.2	15.4
40°-50°	1041.0	17.4
50°-60°	1067.1	17.8
60°-70°	1007.9	16.8
70°-80°	618.4	10.3
80°-90°	80.9	1.3
90°-100°	0.0	0.0
100°-110°	0.0	0.0
110°-120°	0.0	0.0
120°-130°	0.0	0.0
130°-140°	0.0	0.0
140°-150°	0.0	0.0
150°-160°	0.0	0.0
160°-170°	0.0	0.0
170°-180°	0.0	0.0
0°-90°	5995.6	100.0
0°-180°	5995.6	100.0



REPORT NUMBER: P868348

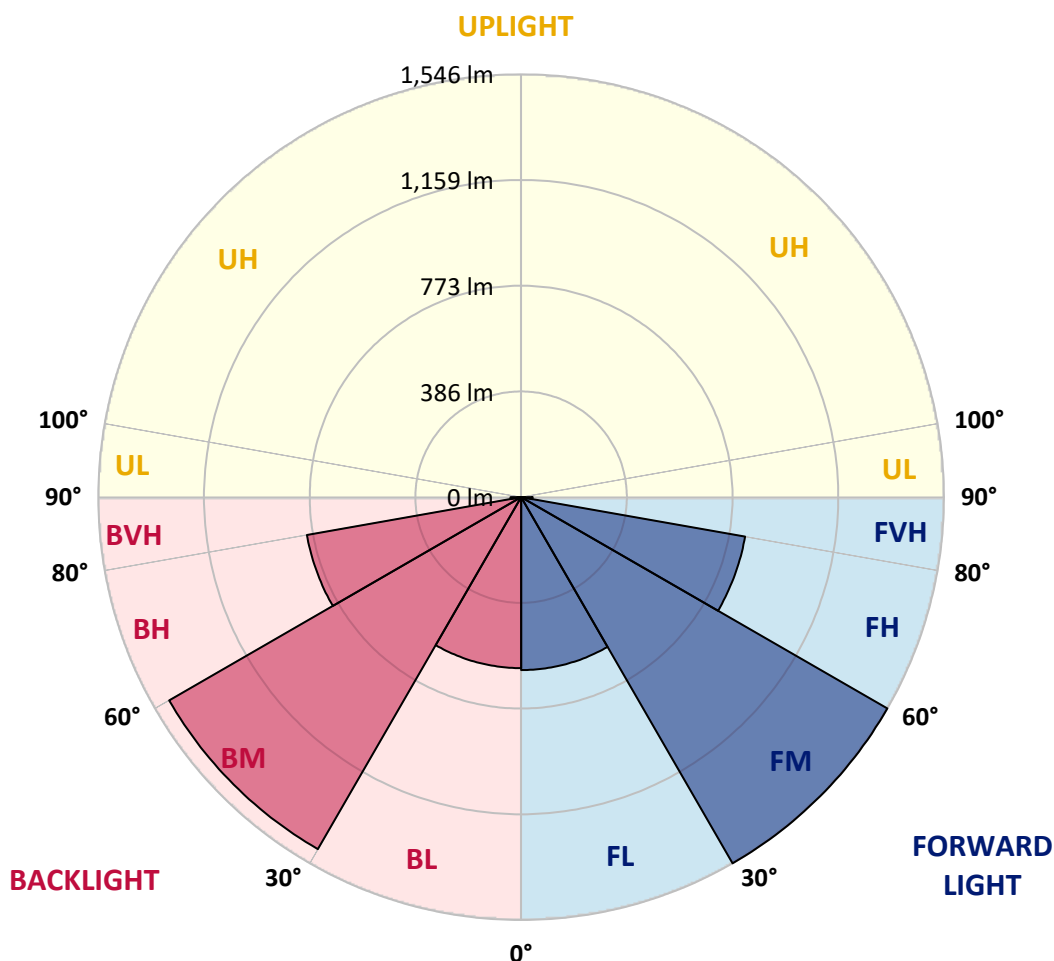
CATALOG NUMBER: EMM2-HTN-SA1B-727-U-T1

LUMINAIRE CLASSIFICATION SYSTEM LUMEN TABLE AND BUG RATING:

Zone	Lumens	% Fixture	Zone Rating/Lumen Limit		
			B	U	G
FL (0°-30°)	632.1	10.5			
FM (30°-60°)	1545.6	25.8			
FH (60°-80°)	831.2	13.9			G1/1800
FVH (80°-90°)	42.2	0.7			G1/100
BL (0°-30°)	624.9	10.4	B2/1000		
BM (30°-60°)	1485.7	24.8	B2/2500		
BH (60°-80°)	795.1	13.3	B2/1000		G2/1000
BVH (80°-90°)	38.8	0.6			G1/100
UL (90°-100°)	0.0	0.0		U0/0	
UH (100°-180°)	0.0	0.0		U0/0	

BUG Rating: B2-U0-G2

Type I Short





REPORT NUMBER: P868348

CATALOG NUMBER: EMM2-HTN-SA1B-727-U-T1

CANDELA DISTRIBUTION (FULL):

	0°	5°	15°	25°	35°	45°	55°	65°	75°	85°	89°
0°	1460.8	1460.8	1460.8	1460.8	1460.8	1460.8	1460.8	1460.8	1460.8	1460.8	1460.8
2.5°	1466.6	1466.6	1463.1	1457.3	1456.2	1457.3	1464.3	1460.8	1460.8	1462.0	1460.8
5°	1466.6	1466.6	1464.3	1458.5	1458.5	1458.5	1466.6	1463.1	1464.3	1465.4	1465.4
7.5°	1468.9	1468.9	1466.6	1462.0	1462.0	1462.0	1473.5	1471.2	1471.2	1474.6	1472.3
10°	1474.6	1472.3	1470.0	1471.2	1467.7	1473.5	1479.2	1480.4	1485.0	1487.3	1486.1
12.5°	1474.6	1472.3	1466.6	1473.5	1473.5	1481.5	1489.6	1494.2	1499.9	1499.9	1499.9
15°	1467.7	1465.4	1460.8	1472.3	1476.9	1487.3	1498.8	1505.7	1516.1	1516.1	1514.9
17.5°	1459.7	1456.2	1453.9	1471.2	1481.5	1495.3	1512.6	1521.8	1533.3	1534.5	1532.2
20°	1444.7	1443.5	1444.7	1467.7	1486.1	1505.7	1526.4	1539.1	1554.0	1558.7	1555.2
22.5°	1428.6	1428.6	1433.2	1464.3	1493.0	1519.5	1547.1	1563.3	1578.2	1582.8	1578.2
25°	1406.7	1406.7	1415.9	1452.7	1495.3	1534.5	1566.7	1588.6	1602.4	1607.0	1604.7
27.5°	1373.3	1373.3	1383.7	1429.7	1488.4	1546.0	1587.4	1612.8	1627.7	1632.3	1630.0
30°	1326.1	1323.8	1337.6	1395.2	1475.8	1558.7	1611.6	1638.1	1657.6	1661.1	1657.6
32.5°	1251.3	1254.7	1275.5	1348.0	1455.0	1566.7	1640.4	1671.5	1693.3	1700.2	1697.9
35°	1160.4	1166.1	1194.9	1288.1	1415.9	1565.6	1670.3	1708.3	1737.1	1746.3	1745.1
37.5°	1052.1	1060.2	1095.9	1205.2	1357.2	1548.3	1697.9	1749.7	1787.7	1799.2	1801.5
40°	933.6	941.6	987.7	1108.6	1277.8	1508.0	1714.1	1796.9	1847.6	1870.6	1874.1
42.5°	808.1	821.9	877.2	994.6	1182.2	1443.5	1714.1	1843.0	1905.1	1947.7	1951.2
45°	687.2	698.7	765.5	880.6	1079.8	1360.7	1694.5	1889.0	1983.4	2057.1	2054.8
47.5°	582.5	585.9	646.9	763.2	965.8	1266.3	1654.2	1930.5	2066.3	2164.2	2184.9
50°	474.3	482.3	534.1	649.2	849.5	1162.7	1586.3	1956.9	2151.5	2300.0	2326.5
52.5°	398.3	399.4	438.6	544.5	728.7	1037.2	1504.5	1963.9	2233.2	2447.3	2479.6
55°	324.6	330.4	363.8	443.2	612.4	914.0	1398.6	1953.5	2308.0	2590.1	2649.9
57.5°	278.6	279.7	303.9	367.2	516.9	782.8	1281.2	1919.0	2370.2	2747.8	2823.8
60°	239.4	239.4	257.9	306.2	417.9	655.0	1143.1	1857.9	2404.7	2917.0	3027.5
62.5°	208.4	209.5	225.6	261.3	347.6	541.0	991.1	1762.4	2417.4	3080.5	3207.1
65°	188.8	189.9	199.1	223.3	286.6	439.7	835.7	1646.1	2400.1	3202.5	3367.1
67.5°	156.6	157.7	173.8	192.2	238.3	353.4	679.2	1485.0	2329.9	3240.5	3441.9
70°	119.7	123.2	145.0	164.6	198.0	282.0	521.5	1272.0	2161.9	3111.5	3318.8
72.5°	100.1	101.3	117.4	139.3	165.8	221.0	396.0	1001.5	1906.3	2778.9	3009.1
75°	87.5	88.6	97.8	117.4	138.1	177.3	275.1	691.8	1520.7	2247.0	2457.7
77.5°	79.4	80.6	82.9	99.0	116.3	137.0	194.5	411.0	1072.9	1717.5	1828.0
80°	76.0	76.0	70.2	81.7	95.5	107.1	130.1	236.0	688.4	1158.1	1246.7
82.5°	54.1	53.0	48.3	50.7	58.7	58.7	66.8	97.8	263.6	489.2	530.7
85°	3.5	3.5	5.8	6.9	10.4	13.8	17.3	23.0	66.8	90.9	94.4
87.5°	1.2	1.2	1.2	1.2	1.2	2.3	2.3	2.3	3.5	4.6	4.6
90°	0.0	0.0	0.0	0.0	0.0	0.0	0.0	0.0	0.0	0.0	0.0



REPORT NUMBER: P868348

CATALOG NUMBER: EMM2-HTN-SA1B-727-U-T1

CANDELA DISTRIBUTION (continued):

	90°	95°	105°	115°	125°	135°	145°	155°	165°	175°	180°
0°	1460.8	1460.8	1460.8	1460.8	1460.8	1460.8	1460.8	1460.8	1460.8	1460.8	1460.8
2.5°	1459.7	1460.8	1460.8	1463.1	1465.4	1464.3	1463.1	1465.4	1462.0	1455.0	1453.9
5°	1464.3	1464.3	1463.1	1465.4	1467.7	1465.4	1463.1	1463.1	1460.8	1453.9	1452.7
7.5°	1473.5	1472.3	1472.3	1472.3	1472.3	1468.9	1465.4	1463.1	1459.7	1452.7	1449.3
10°	1486.1	1485.0	1483.8	1482.7	1476.9	1473.5	1467.7	1464.3	1459.7	1451.6	1449.3
12.5°	1499.9	1497.6	1495.3	1496.5	1485.0	1474.6	1468.9	1460.8	1457.3	1438.9	1435.5
15°	1513.8	1510.3	1509.2	1504.5	1493.0	1478.1	1466.6	1455.0	1443.5	1426.3	1420.5
17.5°	1532.2	1529.9	1523.0	1518.4	1502.2	1481.5	1464.3	1448.1	1433.2	1412.5	1409.0
20°	1554.0	1551.7	1544.8	1535.6	1514.9	1489.6	1465.4	1440.1	1421.7	1397.5	1391.7
22.5°	1578.2	1574.8	1569.0	1558.7	1532.2	1502.2	1468.9	1435.5	1407.9	1380.2	1376.8
25°	1603.5	1601.2	1595.5	1580.5	1551.7	1514.9	1468.9	1419.4	1384.8	1360.7	1350.3
27.5°	1627.7	1626.6	1619.7	1602.4	1572.5	1524.1	1458.5	1392.9	1346.8	1314.6	1307.7
30°	1658.8	1656.5	1648.4	1628.9	1595.5	1529.9	1437.8	1348.0	1290.4	1254.7	1244.4
32.5°	1696.8	1694.5	1683.0	1658.8	1623.1	1531.0	1407.9	1290.4	1214.5	1176.5	1163.8
35°	1747.4	1742.8	1727.9	1699.1	1649.6	1519.5	1354.9	1216.8	1123.5	1074.0	1056.8
37.5°	1802.7	1796.9	1777.4	1741.7	1668.0	1488.4	1280.1	1117.8	1011.9	953.1	940.5
40°	1870.6	1862.6	1832.6	1783.1	1674.9	1434.3	1196.0	1016.5	903.6	839.2	824.2
42.5°	1955.8	1942.0	1893.6	1829.2	1661.1	1360.7	1095.9	911.7	782.8	722.9	719.5
45°	2058.2	2036.4	1963.9	1874.1	1631.2	1268.6	990.0	794.3	671.1	612.4	597.4
47.5°	2179.1	2152.6	2045.6	1908.6	1572.5	1174.2	876.0	680.3	567.5	507.7	496.1
50°	2312.7	2287.3	2131.9	1928.2	1509.2	1063.7	764.4	579.0	466.2	416.7	416.7
52.5°	2475.0	2417.4	2214.8	1930.5	1412.5	941.6	657.3	480.0	391.4	347.6	338.4
55°	2647.6	2579.7	2289.6	1909.7	1312.3	830.0	542.2	399.4	321.2	290.1	282.0
57.5°	2839.9	2736.3	2343.7	1868.3	1185.7	708.0	452.4	329.2	270.5	245.2	241.7
60°	3033.3	2899.7	2376.0	1798.1	1051.0	595.1	376.4	275.1	232.5	214.1	210.7
62.5°	3212.8	3033.3	2378.3	1695.6	919.8	496.1	308.5	237.1	206.1	192.2	192.2
65°	3368.2	3144.9	2339.1	1564.4	752.8	398.3	254.4	200.3	179.6	164.6	161.2
67.5°	3444.2	3187.5	2270.1	1384.8	603.2	315.4	214.1	173.8	154.3	131.2	128.9
70°	3337.2	3064.3	2092.8	1154.6	466.2	250.9	178.4	148.5	128.9	109.4	107.1
72.5°	2995.3	2736.3	1806.1	894.4	351.1	202.6	148.5	126.6	105.9	95.5	93.2
75°	2450.8	2275.8	1427.4	615.9	245.2	158.9	124.3	107.1	89.8	85.2	84.0
77.5°	1860.3	1692.2	1042.9	385.6	168.1	124.3	105.9	90.9	78.3	81.7	79.4
80°	1242.1	1165.0	693.0	218.7	112.8	90.9	80.6	66.8	59.9	69.1	66.8
82.5°	564.1	534.1	325.8	95.5	50.7	39.1	27.6	20.7	16.1	15.0	17.3
85°	94.4	82.9	23.0	10.4	5.8	3.5	2.3	2.3	1.2	1.2	1.2
87.5°	4.6	3.5	3.5	2.3	1.2	1.2	1.2	1.2	1.2	0.0	0.0
90°	0.0	0.0	0.0	0.0	0.0	0.0	0.0	0.0	0.0	0.0	0.0

LM-79-2019: Approved Method: Electrical and Photometric Measurements of Solid-
State Lighting Products

Report Prepared for

Cooper Lighting Solutions

Streetworks

Report Number: SP1-2407-157-3

Test Date: 08/07/2024

Luminaire Tested: MEM2-HTN-SA-40-727-U-5WQ-2

Data in this report applies to families of products including MEM2-HTN-SA-40-727-U-5WQ-2

Test Information

Test Method: LM-79-2019
 Report Number: SP1-2407-157-3
 Test Lab: COOPER LIGHTING SOLUTIONS
 Photometer: SP1 - 76IN SPHERE
 Measurement Geometry: 4π
 Issue Date: 08/20/2024
 Manufacturer: COOPER LIGHTING SOLUTIONS
 Product Line: Streetworks
 Catalog Number: **MEM2-HTN-SA-40-727-U-5WQ-2**
 Description: Epic Modern Light Square 40W 5WQ Optic and Flare Trim

Spectral Parameters

CCT (K): 2747
 CIE u': 0.2606
 CIE v': 0.5257
 Duv: -0.0005
 CIE x: 0.4552
 CIE y: 0.4082
 CIE z: 0.1366
 Peak Wavelength (nm): 597
 Dominant Wavelength (nm): 584
 Purity: 59.16856
 R_f: 75.5
 R_g: 93.6

CRI (Ra):	71.7		
R1:	68.1	R9:	-35.3
R2:	83.9	R10:	64.2
R3:	94.7	R11:	61.7
R4:	66.3	R12:	53.9
R5:	67.4	R13:	71.2
R6:	78.7	R14:	97.6
R7:	75.0	R15:	59.3
R8:	39.4		



Test Conditions

Stabilization Time: 22M
 Operation Time: 1H 22M
 Sphere Temperature (°C): 24.2

REPORT NUMBER: SP1-2407-157-3

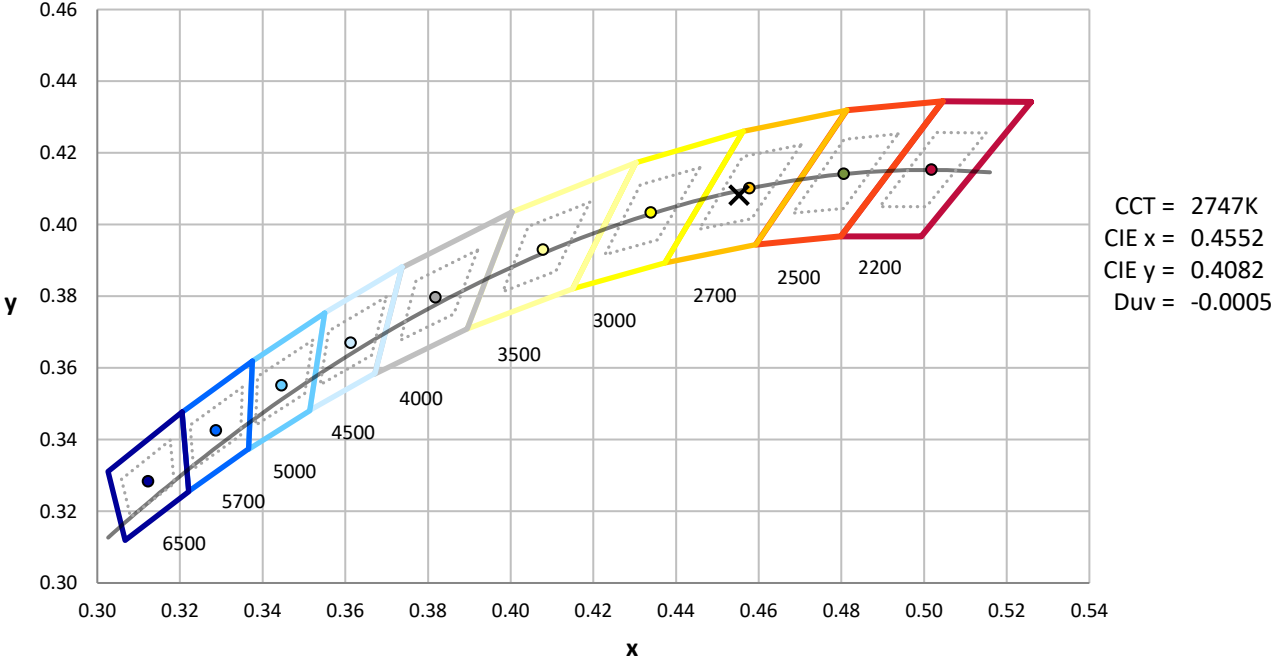
Measurement and Test Equipment			
Instrument	Identification Number	Calibration Date	Calibration Due Date
Photometer	IN0058	6/18/2024	12/18/2024
Power Meter	INXT2011004	2/8/2024	2/8/2025
AC Power Source	IN0063	10/24/2023	10/24/2024
DC Power Source	IN0208	10/24/2023	10/24/2024
Sphere Thermometer	IN0085	10/24/2023	10/24/2024
Room Thermometer	IN0046	10/24/2023	10/24/2024

REPORT NUMBER: SP1-2407-157-3

CIE 1931 Chromaticity Diagram



CIE 1931 Chromaticity Diagram with 2017 ANSI 7-Step and 4-Step Quadrangles



Point lies inside the ANSI 2700K 4-step quadrangle

REPORT NUMBER: SP1-2407-157-3

Photopic Flux vs. Wavelength



Photopic Lumens: NR

λ (nm)	Power W [^] /nm	Lumens (ϕ /nm)	λ (nm)	Power W [^] /nm	Lumens (ϕ /nm)	λ (nm)	Power W [^] /nm	Lumens (ϕ /nm)	λ (nm)	Power W [^] /nm	Lumens (ϕ /nm)	λ (nm)	Power W [^] /nm	Lumens (ϕ /nm)
360	0	NR	490	103	NR	620	846	NR	750	20	NR	880	0	NR
365	0	NR	495	130	NR	625	784	NR	755	17	NR	885	1	NR
370	0	NR	500	171	NR	630	720	NR	760	15	NR	890	0	NR
375	0	NR	505	221	NR	635	652	NR	765	13	NR	895	0	NR
380	0	NR	510	268	NR	640	587	NR	770	11	NR	900	0	NR
385	0	NR	515	313	NR	645	521	NR	775	9	NR	905	0	NR
390	0	NR	520	350	NR	650	461	NR	780	8	NR	910	0	NR
395	0	NR	525	381	NR	655	406	NR	785	7	NR	915	0	NR
400	0	NR	530	407	NR	660	353	NR	790	6	NR	920	0	NR
405	2	NR	535	435	NR	665	307	NR	795	5	NR	925	0	NR
410	4	NR	540	462	NR	670	264	NR	800	4	NR	930	0	NR
415	9	NR	545	496	NR	675	227	NR	805	4	NR	935	0	NR
420	20	NR	550	534	NR	680	196	NR	810	3	NR	940	0	NR
425	38	NR	555	582	NR	685	167	NR	815	3	NR	945	0	NR
430	69	NR	560	638	NR	690	144	NR	820	2	NR	950	0	NR
435	120	NR	565	700	NR	695	122	NR	825	2	NR	955	0	NR
440	193	NR	570	767	NR	700	103	NR	830	2	NR	960	0	NR
445	316	NR	575	836	NR	705	88	NR	835	2	NR	965	0	NR
450	469	NR	580	898	NR	710	74	NR	840	1	NR	970	0	NR
455	431	NR	585	947	NR	715	63	NR	845	1	NR	975	0	NR
460	264	NR	590	982	NR	720	54	NR	850	1	NR	980	0	NR
465	197	NR	595	997	NR	725	46	NR	855	1	NR	985	0	NR
470	155	NR	600	997	NR	730	39	NR	860	1	NR	990	0	NR
475	108	NR	605	978	NR	735	33	NR	865	1	NR	995	0	NR
480	90	NR	610	947	NR	740	28	NR	870	1	NR	1000	0	NR
485	92	NR	615	900	NR	745	24	NR	875	1	NR			

REPORT NUMBER: SP1-2407-157-3

Scotopic Flux vs. Wavelength



Scotopic Lumens: NR

S/P: 1.13

λ (nm)	Power W [^] /nm	Lumens (φ/nm)	λ (nm)	Power W [^] /nm	Lumens (φ/nm)	λ (nm)	Power W [^] /nm	Lumens (φ/nm)	λ (nm)	Power W [^] /nm	Lumens (φ/nm)	λ (nm)	Power W [^] /nm	Lumens (φ/nm)
360	0	NR	490	103	NR	620	846	NR	750	20	NR	880	0	NR
365	0	NR	495	130	NR	625	784	NR	755	17	NR	885	1	NR
370	0	NR	500	171	NR	630	720	NR	760	15	NR	890	0	NR
375	0	NR	505	221	NR	635	652	NR	765	13	NR	895	0	NR
380	0	NR	510	268	NR	640	587	NR	770	11	NR	900	0	NR
385	0	NR	515	313	NR	645	521	NR	775	9	NR	905	0	NR
390	0	NR	520	350	NR	650	461	NR	780	8	NR	910	0	NR
395	0	NR	525	381	NR	655	406	NR	785	7	NR	915	0	NR
400	0	NR	530	407	NR	660	353	NR	790	6	NR	920	0	NR
405	2	NR	535	435	NR	665	307	NR	795	5	NR	925	0	NR
410	4	NR	540	462	NR	670	264	NR	800	4	NR	930	0	NR
415	9	NR	545	496	NR	675	227	NR	805	4	NR	935	0	NR
420	20	NR	550	534	NR	680	196	NR	810	3	NR	940	0	NR
425	38	NR	555	582	NR	685	167	NR	815	3	NR	945	0	NR
430	69	NR	560	638	NR	690	144	NR	820	2	NR	950	0	NR
435	120	NR	565	700	NR	695	122	NR	825	2	NR	955	0	NR
440	193	NR	570	767	NR	700	103	NR	830	2	NR	960	0	NR
445	316	NR	575	836	NR	705	88	NR	835	2	NR	965	0	NR
450	469	NR	580	898	NR	710	74	NR	840	1	NR	970	0	NR
455	431	NR	585	947	NR	715	63	NR	845	1	NR	975	0	NR
460	264	NR	590	982	NR	720	54	NR	850	1	NR	980	0	NR
465	197	NR	595	997	NR	725	46	NR	855	1	NR	985	0	NR
470	155	NR	600	997	NR	730	39	NR	860	1	NR	990	0	NR
475	108	NR	605	978	NR	735	33	NR	865	1	NR	995	0	NR
480	90	NR	610	947	NR	740	28	NR	870	1	NR	1000	0	NR
485	92	NR	615	900	NR	745	24	NR	875	1	NR			

REPORT NUMBER: SP1-2407-157-3

Melanopic Flux vs. Wavelength



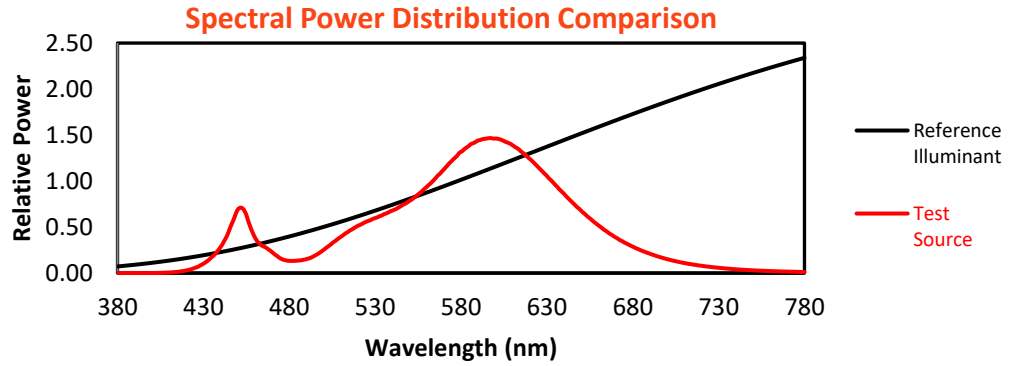
Melanopic Lumens: NR

M/P: 2.04

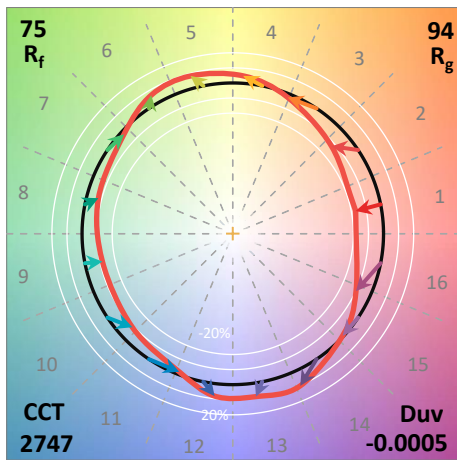
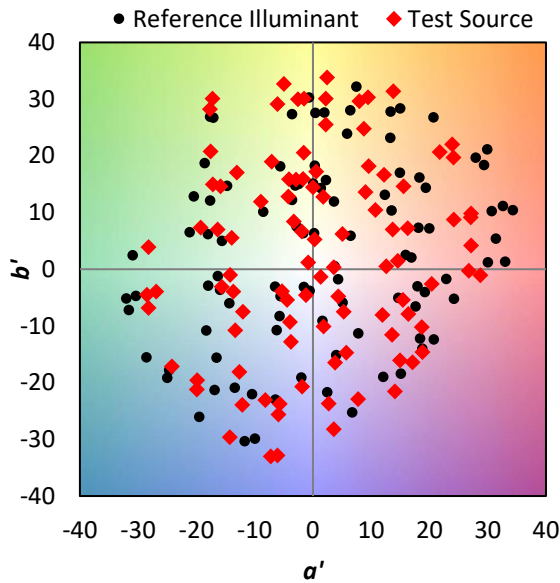
λ (nm)	Power W [^] /nm	Lumens (φ/nm)	λ (nm)	Power W [^] /nm	Lumens (φ/nm)	λ (nm)	Power W [^] /nm	Lumens (φ/nm)	λ (nm)	Power W [^] /nm	Lumens (φ/nm)	λ (nm)	Power W [^] /nm	Lumens (φ/nm)
360	0	NR	490	103	NR	620	846	NR	750	20	NR	880	0	NR
365	0	NR	495	130	NR	625	784	NR	755	17	NR	885	1	NR
370	0	NR	500	171	NR	630	720	NR	760	15	NR	890	0	NR
375	0	NR	505	221	NR	635	652	NR	765	13	NR	895	0	NR
380	0	NR	510	268	NR	640	587	NR	770	11	NR	900	0	NR
385	0	NR	515	313	NR	645	521	NR	775	9	NR	905	0	NR
390	0	NR	520	350	NR	650	461	NR	780	8	NR	910	0	NR
395	0	NR	525	381	NR	655	406	NR	785	7	NR	915	0	NR
400	0	NR	530	407	NR	660	353	NR	790	6	NR	920	0	NR
405	2	NR	535	435	NR	665	307	NR	795	5	NR	925	0	NR
410	4	NR	540	462	NR	670	264	NR	800	4	NR	930	0	NR
415	9	NR	545	496	NR	675	227	NR	805	4	NR	935	0	NR
420	20	NR	550	534	NR	680	196	NR	810	3	NR	940	0	NR
425	38	NR	555	582	NR	685	167	NR	815	3	NR	945	0	NR
430	69	NR	560	638	NR	690	144	NR	820	2	NR	950	0	NR
435	120	NR	565	700	NR	695	122	NR	825	2	NR	955	0	NR
440	193	NR	570	767	NR	700	103	NR	830	2	NR	960	0	NR
445	316	NR	575	836	NR	705	88	NR	835	2	NR	965	0	NR
450	469	NR	580	898	NR	710	74	NR	840	1	NR	970	0	NR
455	431	NR	585	947	NR	715	63	NR	845	1	NR	975	0	NR
460	264	NR	590	982	NR	720	54	NR	850	1	NR	980	0	NR
465	197	NR	595	997	NR	725	46	NR	855	1	NR	985	0	NR
470	155	NR	600	997	NR	730	39	NR	860	1	NR	990	0	NR
475	108	NR	605	978	NR	735	33	NR	865	1	NR	995	0	NR
480	90	NR	610	947	NR	740	28	NR	870	1	NR	1000	0	NR
485	92	NR	615	900	NR	745	24	NR	875	1	NR			

Summary

$R_f = 75.5$
 $R_g = 93.6$
 $CIE R_a = 71.7$
 $R_g = -35.3$



Color Vector Graphics



Individual Sample Fidelity Index ($R_{f,i}$)

CES01 = 86	CES26 = 68	CES51 = 87	CES76 = 63
CES02 = 63	CES27 = 90	CES52 = 85	CES77 = 79
CES03 = 31	CES28 = 87	CES53 = 78	CES78 = 66
CES04 = 71	CES29 = 71	CES54 = 86	CES79 = 87
CES05 = 50	CES30 = 85	CES55 = 84	CES80 = 85
CES06 = 52	CES31 = 74	CES56 = 75	CES81 = 67
CES07 = 42	CES32 = 66	CES57 = 75	CES82 = 93
CES08 = 41	CES33 = 80	CES58 = 76	CES83 = 91
CES09 = 29	CES34 = 79	CES59 = 85	CES84 = 89
CES10 = 77	CES35 = 89	CES60 = 90	CES85 = 72
CES11 = 60	CES36 = 93	CES61 = 81	CES86 = 59
CES12 = 66	CES37 = 88	CES62 = 91	CES87 = 77
CES13 = 43	CES38 = 93	CES63 = 77	CES88 = 79
CES14 = 74	CES39 = 97	CES64 = 67	CES89 = 65
CES15 = 72	CES40 = 93	CES65 = 66	CES90 = 80
CES16 = 48	CES41 = 93	CES66 = 63	CES91 = 80
CES17 = 51	CES42 = 89	CES67 = 61	CES92 = 55
CES18 = 57	CES43 = 78	CES68 = 68	CES93 = 72
CES19 = 73	CES44 = 99	CES69 = 78	CES94 = 48
CES20 = 67	CES45 = 85	CES70 = 63	CES95 = 66
CES21 = 88	CES46 = 81	CES71 = 61	CES96 = 76
CES22 = 80	CES47 = 86	CES72 = 86	CES97 = 81
CES23 = 92	CES48 = 74	CES73 = 56	CES98 = 76
CES24 = 91	CES49 = 79	CES74 = 93	CES99 = 64
CES25 = 73	CES50 = 86	CES75 = 66	



Color Rendition by Hue-Angle Bin



Measure Comparisons



(END OF REPORT)